

Full Sort & Count Bottle Drive Instructions

Pop/Non-Alcoholic Cans

COUNT up to **1728 cans** into the C-Bag and write down # of units on tag.



Plastics

Includes alcohol and milk

COUNT up to **925 plastic** containers of **all sizes** into the C-Bag and write down # of units on tag.



Beer/Alcoholic Cans

COUNT up to **1700 cans** into the Mega-bag (no lid) and write down # of units on tag.



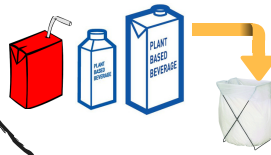
Gable Tops

COUNT gable tops of **all sizes** and write down # of units on tag.



Drink Boxes

COUNT drink boxes of **all sizes** and write down # of units on tag.



Pouches

COUNT units and write down # of units on tag.



Bag in a Box

COUNT units and write down # of units on tag.



Bi-Metals

Hard metal - can't be crushed by hand

COUNT ready to drink bi-metals of **all sizes** and write down # of units on tag.




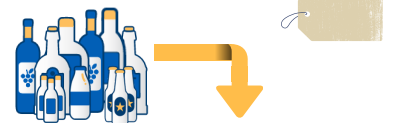
CROSS TIE ALL BAGS!



Glass*

Includes alcoholic and non-alcoholic

COUNT up to **830 glass** containers of **all sizes** into the Mega-bag (no lid) and write down # of units on tag.



***Make sure mega-bag is placed on a wooden pallet, on paved ground**

- REMEMBER -

Count and write the number of units for each bag on each tag, under the name of the bottle drive and date.

Turn Page ➔



Step 1: Count your containers

In an effort to reduce paper-waste, we recommend using an app to track the units being put in each bag!

PlayStore AppStore



Count That Now - Tally counter
Your digital tally marks list

GET In-App Purchases



Tally Counter
Marcel Bochtler
Contains ads • In-app purchases

Step 2: Tagging your bags

All tags **MUST** have the name of the bottle drive and the date. Indicate the number and type of each container and place the tag in one corner of the bag.

Name
Date
Units

A bag of tags will be provided with the supply drop

Step 3: Double-stacking your bags

Close all full bags and **double-stack** them as follows:

- **C-bags** with each other
- Beer bags on glass bags (*remember to have glass bags sitting on a pallet*)
- Any remaining beer bags with each other



If you run out of supplies

Please call the depot at 250-881-8807 and inform us. Our team may be able to get you more delivered **OR**, if easier, someone from your group can pick them up from our Glanford Depot.

What to do with leftover materials from your bottle drive?

Cardboard Boxes

Place into one mega-bag



Soft Plastics

Place into one plastic bag



? Not sure if there is a deposit ?

Scan below to search the database



We do not accept garbage or non-deposit containers. Please dispose your garbage and place non-deposit containers into your bluebox.



Please ensure a correct count, tagging of your bags, and sorting of the product in the proper bags. Otherwise, it will be treated as a no-sort bottle drive, charging a sorting fee according to our sorting fee outline (see bottledepot.ca/bottle-drives)

Please consider you will be charged a low-volume fee if your group does not reach at least \$500 worth of product (5,000 units)